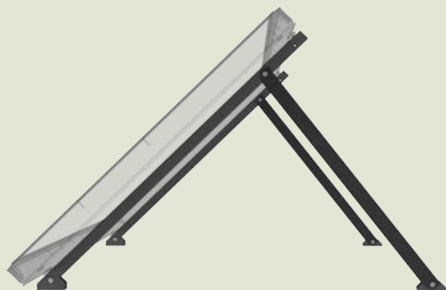





# STRONG, DURABLE, SIMPLE LANDSCAPE RACK MOUNTING SYSTEM



**Side View**



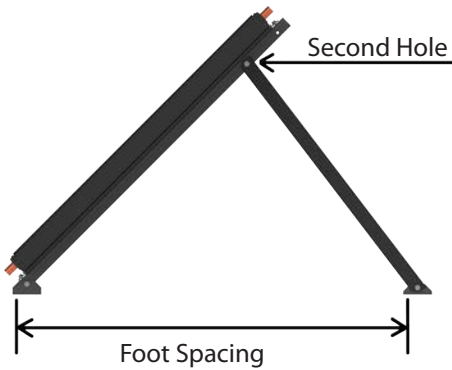
**Front View**

# SUN EARTH INC. LANDSCAPE RACK SPECIFICATIONS



**Collector Tilt and Foot Spacing Table  
Using First Hole on Support Strut**

|                    | 20°    | 26°    | 29°   | 38°    | 40°    | 45°    | 50°    | 55°   | 60°    |
|--------------------|--------|--------|-------|--------|--------|--------|--------|-------|--------|
| MTG-LSR-52-19-BA   | 51.75" | -      | -     | -      | -      | -      | -      | -     | -      |
| MTG-LSR-52-25.5-BA | -      | 54.5"  | 42.5" | -      | -      | -      | -      | -     | -      |
| MTG-LSR-52-40-BA   | -      | -      | -     | 62.25" | 59.25" | 51"    | 39.25" | -     | -      |
|                    | 24°    | 26°    | 31°   | 38°    | 40°    | 45°    | 50°    | 55°   | 60°    |
| MTG-LSR-42-19-BA   | 42.5"  | 34.75" | -     | -      | -      | -      | -      | -     | -      |
| MTG-LSR-42-25.5-BA | -      | -      | 45.5" | 30.5"  | -      | -      | -      | -     | -      |
| MTG-LSR-42-40-BA   | -      | -      | -     | -      | -      | 54.75" | 49"    | 43.5" | 37.75" |



**Collector Tilt and Foot Spacing Table  
Using Second Hole on Support Strut**

|                    | 22°    | 25°    | 29°    | 34°   | 42°   | 45°    | 50° | 55°    | 60°    |
|--------------------|--------|--------|--------|-------|-------|--------|-----|--------|--------|
| MTG-LSR-52-19-BA   | 46.25" | 39.25" | -      | -     | -     | -      | -   | -      | -      |
| MTG-LSR-52-25.5-BA | -      | -      | 49"    | 35.5" | -     | -      | -   | -      | -      |
| MTG-LSR-52-40-BA   | -      | -      | -      | -     | 57.5" | 54.5"  | 48" | 41"    | 32.5"  |
|                    | 27°    | 32°    | 36°    | 40°   | 45°   | 49°    | 50° | 55°    | 60°    |
| MTG-LSR-42-19-BA   | 37.25" | 27.75" | -      | -     | -     | -      | -   | -      | -      |
| MTG-LSR-42-25.5-BA | -      | -      | 40.75" | 36"   | 28"   | -      | -   | -      | -      |
| MTG-LSR-42-40-BA   | -      | -      | -      | -     | -     | 50.75" | 50" | 46.25" | 42.25" |

**Landscape Rack** (rack will resist the tabulated loads on supported collector(s) in psf (lbs/ft<sup>2</sup>), [uplift, down force] **FOS 1.5**

| Collector                    | Tilt Angle(°from horizontal) |          |          |          |          |          |          |          |          |  |
|------------------------------|------------------------------|----------|----------|----------|----------|----------|----------|----------|----------|--|
|                              | 20°                          | 25°      | 30°      | 35°      | 40°      | 45°      | 50°      | 55°      | 60°      |  |
| <b>EP/EC 21</b>              | 207, 207                     | 207, 207 | 207, 207 | 207, 207 | 207, 207 | 207, 207 | 207, 207 | 135, 135 | 135, 135 |  |
| <b>EP/EC 24, SB -24-0.75</b> | 178, 178                     | 178, 178 | 178, 178 | 178, 178 | 115, 115 | 178, 178 | 178, 178 | 178, 178 | 178, 178 |  |
| <b>EP/EC 32, SB -32-0.75</b> | 134, 134                     | 134, 134 | 134, 134 | 134, 134 | 134, 134 | 134, 134 | 134, 134 | 87, 87   | 87, 87   |  |
| <b>EP/EC 32 -1.5</b>         | 134, 134                     | 134, 134 | 134, 134 | 134, 134 | 134, 134 | 134, 134 | 134, 134 | 87, 87   | 87, 87   |  |
| <b>EP/EC 40, SB -40-0.75</b> | 108, 108                     | 108, 108 | 108, 108 | 108, 108 | 108, 108 | 108, 108 | 108, 108 | 70, 70   | 70, 70   |  |
| <b>EP/EC 40 -1.5</b>         | 108, 108                     | 108, 108 | 108, 108 | 108, 108 | 108, 108 | 108, 108 | 108, 108 | 70, 70   | 70, 70   |  |

## ENGINEERING SPECIFICATIONS

### Installation

Designed for collectors mounted in landscape orientation only. Collector tilt angles between 20° and 60° from horizontal. To be installed 20% of the collector length inward of the collectors short end.

### Materials



Mounting and legs shall be constructed of AISI 6063 T6 anodized aluminum with the collector connection interface consisting of an integral channel as to allow flexibility of

collector positioning. Mounting fasteners shall be a minimum of AISI 304 stainless steel, fastener assemblies shall include a lock washer. Mounting shall allow collectors to be affixed without penetration of the collectors casing.

### Application

Mounting shall allow collector to be installed only in a landscape orientation, allowing a low profile installation. Mounting shall be adjustable as to allow collector tilt angles, from horizontal, between 20° and 60°.

SunEarth's policy of continuous product improvement may result in changes to specifications without notice. Please verify currency of specification.

|   |   |
|---|---|
| <p>MANUFACTURED BY:</p>  <p><b>SUN EARTH INC.</b><br/>8425 Almeria Ave. • Fontana, CA 92335<br/>(909) 434-3100 • Fax (909) 434-3101<br/><a href="http://www.sunearthinc.com">www.sunearthinc.com</a></p> | <p>AVAILABLE FROM:</p> <div style="text-align: right;">  <p><b>ES 09/12</b></p> </div> |
|---|---|